



## Europeana Foundation Governing Board Meeting

25 February 2016  
16h30 - 18h00 CET  
Teleconference

### Content Report

*Action proposed: For information and Q&A*

#### **Circulation:**

Europeana Foundation Governing Board Members & Observers

#### **Classification:**

Public





# Europeana – Core Service Platform

## MILESTONE

**MS7: CONTENT REPORT - JAN 2016**

<b>Revision</b>	1.0
<b>Date of submission</b>	29 Jan 2016
<b>Author(s)</b>	Kirsten de Hoog, Pablo Uceda Gomez (EF)
<b>Dissemination Level</b>	Public



**Co-financed by the European Union**  
Connecting Europe Facility

## REVISION HISTORY AND STATEMENT OF ORIGINALITY

### Revision History

Revision No.	Date	Author	Organisation	Description
1	29/01/2016	Kirsten de Hoog, Pablo Uceda Gomez	EF	Final draft

### Statement of originality:






This deliverable contains original unpublished work except where clearly indicated otherwise. Acknowledgement of previously published material and of the work of others has been made through appropriate citation, quotation or both.

The sole responsibility of this publication lies with the author. The European Union is not responsible for any use that may be made of the information contained therein.


# Table of Contents

- Summary and KPI overview..... 4**
- Overview ..... 5**
- Content in Europeana by Country Top 15 ..... 5**
- Content in Europeana by Data Provider Top 15..... 8**
- Content in Europeana by Copyright Status..... 10**
- Content in Europeana by Type: focus on provision of direct links to the media files..... 12**
- Content in Europeana by Type: focus on reusable content and provision of direct links to the media files ..... 14**
- Data provided in EDM to Europeana by Data Provider ..... 16**
- Geodata in Europeana by Data Provider TOP 30 ..... 18**

## Summary and KPI overview

	KPI end 2015	Jan 2016	On track
Metadata records in Europeana	<b>45.000.000</b>	<b>48.838.150</b>	
Downloadable digital objects with direct links	<b>13.000.000</b>	Between <b>13</b> and <b>26,9 million</b> depending on method of calculation	
Number of metadata records provided in EDM	<b>25.000.000</b>	<b>30.146.471</b>	
Increase in number of digital objects with geo-location data	<b>18.000.000</b>	<b>14.881.230</b>	
Number of digital objects labelled under rights statements that allow re-use (PDM, CC0, Creative Commons, OOC-NC)	<b>18.000.000</b>	<b>24.767.125</b>	

### Highlights in January 2016

	<ul style="list-style-type: none"> <li>From the 15<sup>th</sup> of December until the 26<sup>th</sup> of January 2016, 131 datasets were processed, including new collections and updates; the total amount of records increased by 487.545.</li> <li>We have new content from providers such as the Deutsche Digitale Bibliothek, Digitale Collectie, Europeana Food and Drink, EUScreenXL, Europeana Sounds, Europeana Food and Drink, and The European Library.</li> <li>More than 40% of the new records is open for re-use.</li> <li>The focus on data quality is still being picked up. This month again a lot of collections have been submitted or reprocessed in EDM (Europeana Data Model). For some datasets facets for rights, year and provider were cleaned / normalized.</li> <li>A number of datasets from the Digitale Collectie were disabled as they were duplicated in Europeana.</li> </ul>
---	--

## Overview

Currently Europeana.eu features content from 38 countries in 34 languages across 3.000 data providers. In total there are 48.838.150 objects available in Europeana.eu, which is in line with 2015's goal of making 45 million digital objects available through Europeana. Several partners have submitted new or updated metadata to Europeana in the last month, including Arts Council Norway, Athena, Carare, Deutsche Digitale Bibliothek, Digitale Collectie, EAGLE, Europeana Sounds, Europeana Food & Drink, EUscreenXL, Hispana, HOPE, SOCH, LoCloud, OpenUp! and The European Library.

In line with the Europeana Foundation's business plan 2015 and working towards its strategic plan 2015-2020, Europeana is working on improving the richness and the quality of the metadata present in the Europeana repository. This is being achieved by asking Europeana's partners to review the presence, quality and consistency of metadata fields, such as the description, title, date (created or issued), coverage (spatial or temporal). In addition to this Europeana is focusing on increasing the number of digital objects labelled with rights statements that enable re-use, and also on the provision of direct links to media files of high quality.

## Content in Europeana by Country Top 15

Looking at the country division of metadata throughout the 48.838.150 digital objects available in Europeana.eu, the contribution by country is now more equally distributed across the partners. Germany, France, the Netherlands, Spain, Sweden, Italy and United Kingdom provided the majority of the content in Europeana.eu. Countries contributing less than one per cent of the content are Portugal, Slovenia, Switzerland, Slovakia, Lithuania, Luxembourg, Israel, Malta, Russia, Bulgaria, Romania, Latvia, Turkey, Serbia, Cyprus, Croatia, Iceland, United States of America and Ukraine.

	<b>Country</b>	<b>Total January 2016</b>	<b>Percentage</b>	<b>Difference with December 2015 publication</b>
	Other	4.664.630	9,55%	159.686
1	Netherlands	6.295.413	12,89%	-7.107
2	Germany	5.506.871	11,28%	-4.321
3	France	4.540.843	9,30%	4.054
4	Spain	4.419.153	9,05%	94.593
5	Italy	4.208.788	8,62%	22.779
6	Sweden	3.632.563	7,44%	850
7	United Kingdom	3.352.490	6,86%	35.925
8	Norway	2.861.402	5,86%	164
9	Austria	2.070.209	4,24%	93.578
10	Poland	1.906.234	3,90%	1.280
11	Belgium	1.357.805	2,78%	23.108
12	Denmark	1.330.710	2,72%	39.269
13	Europe	990.657	2,03%	1.229
14	Finland	904.062	1,85%	0
15	Hungary	796.320	1,63%	22.458
	<b>Total</b>	<b>48.838.150</b>	<b>100,00%</b>	<b>1.341.670</b>

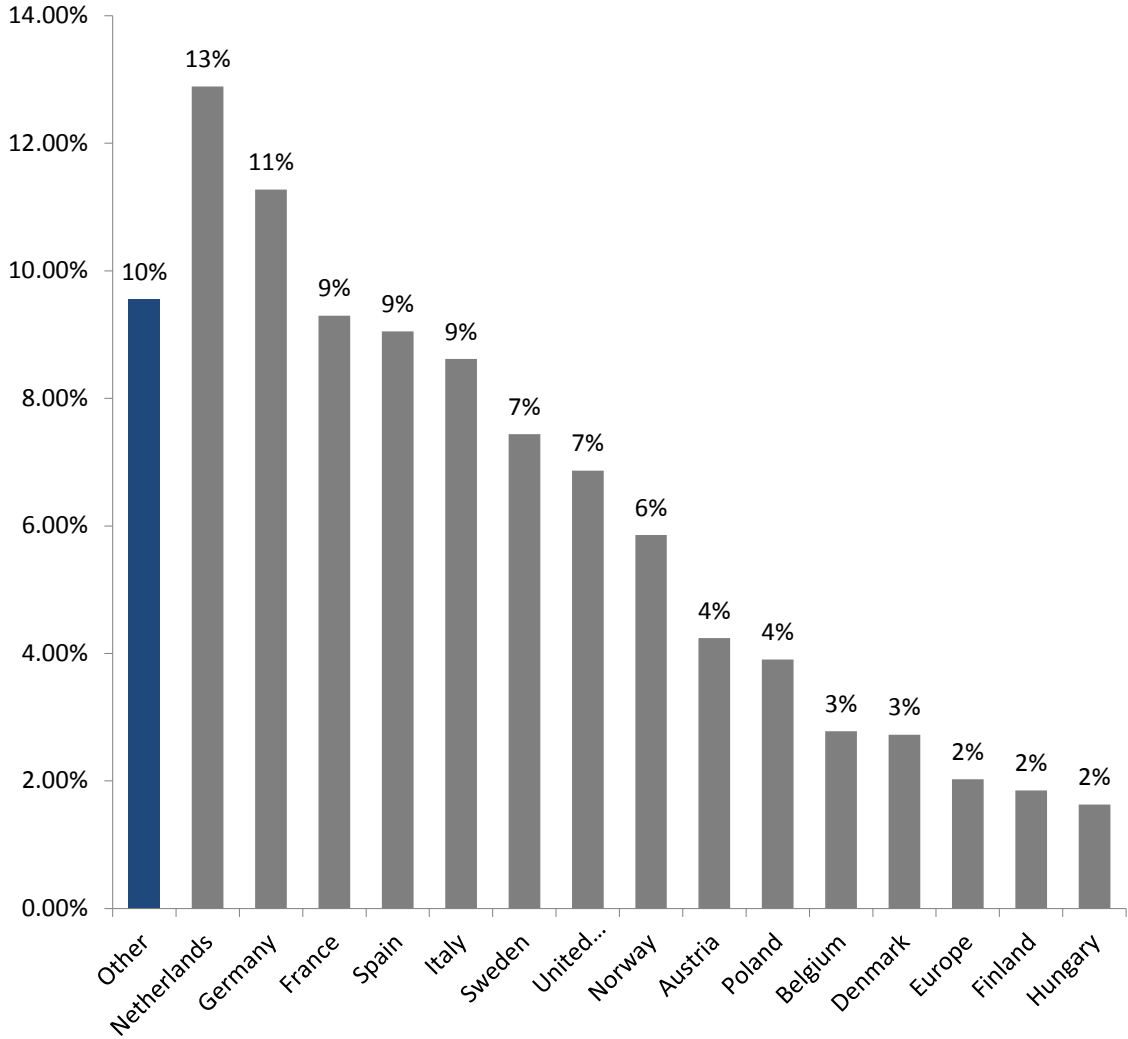
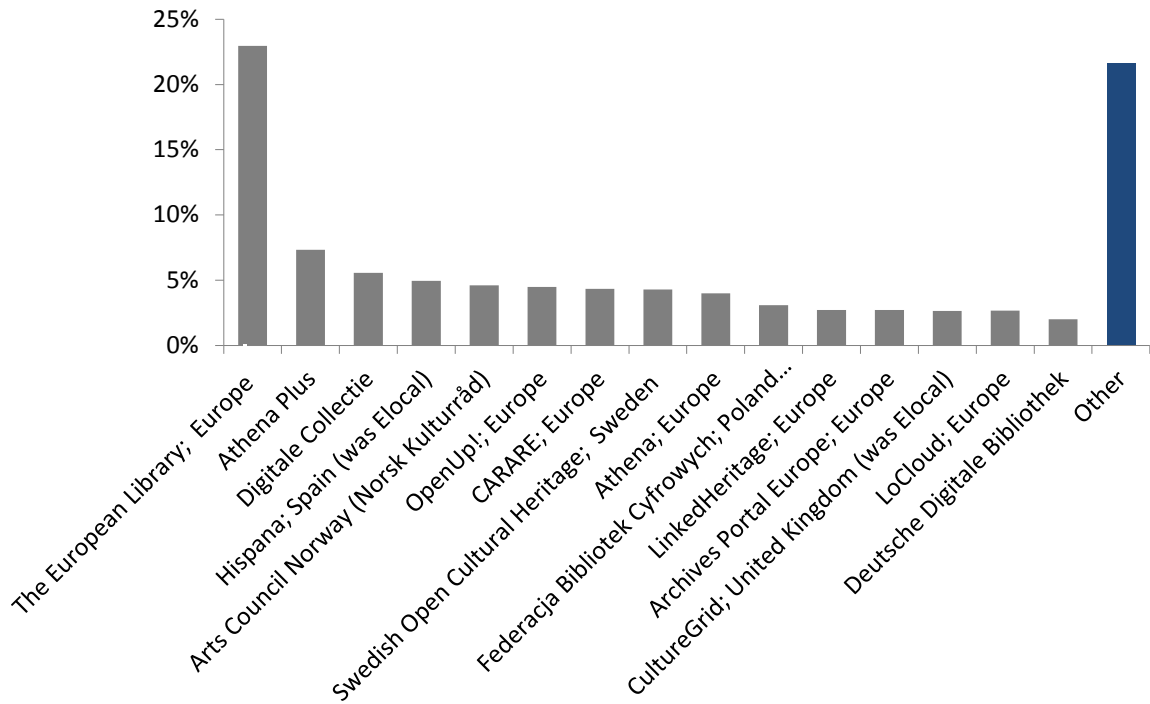


Figure 1. Europeana top 15 by country.



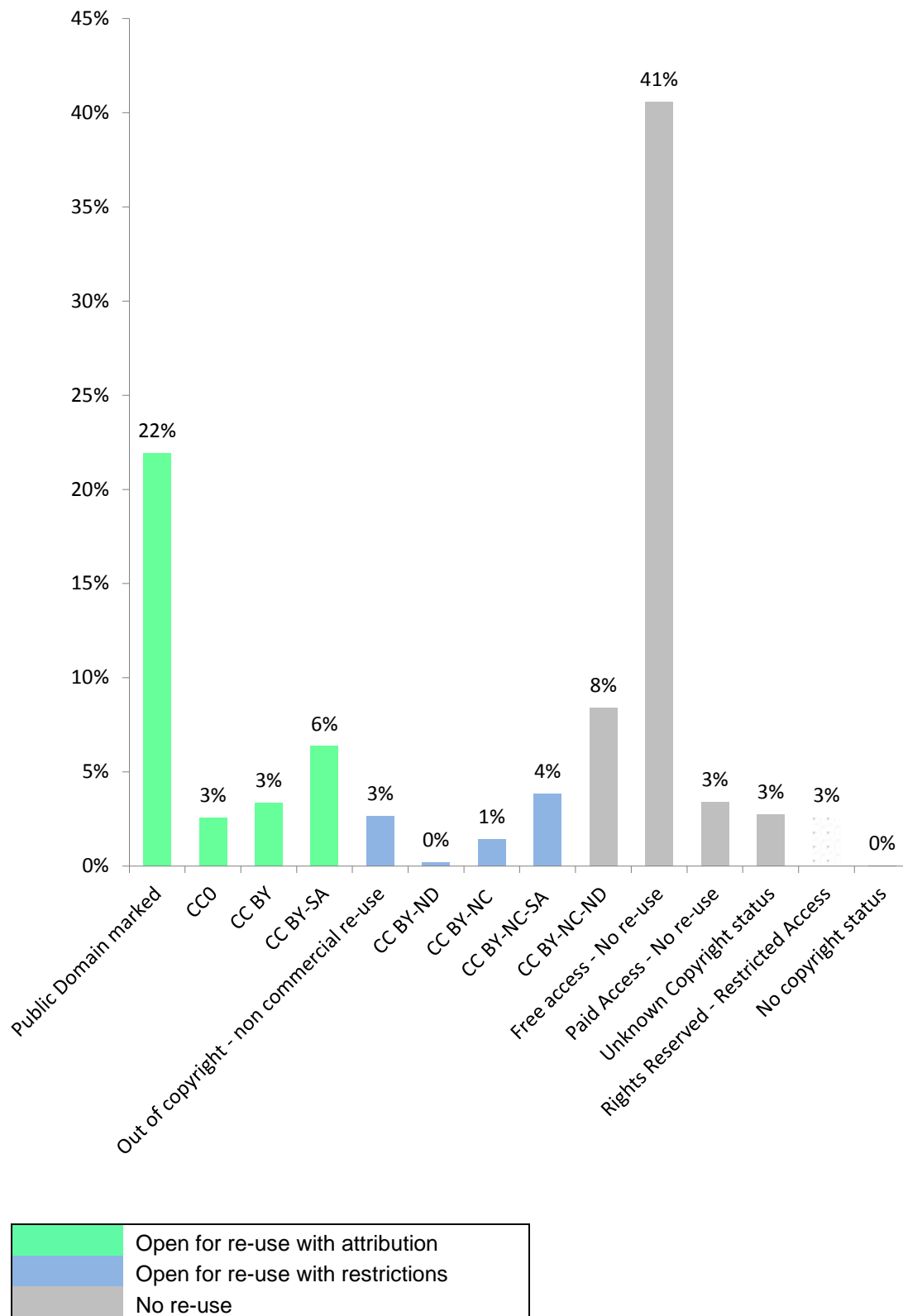
## Content in Europeana by Data Provider Top 15

	<b>Data Provider</b>	<b>Total January 2016</b>	<b>Percentage</b>	<b>Difference with December 2015 publication</b>
1	The European Library; Europe	11.216.185	23%	168.949
2	Athena Plus	3.584.988	7%	200
3	Digitale Collectie	2.721.150	6%	-11.745
4	Hispana; Spain (was Elocal)	2.414.994	5%	12.774
5	Arts Council Norway (Norsk Kulturråd)	2.250.128	5%	164
6	OpenUp!; Europe	2.191.203	4%	1
7	CARARE; Europe	2.113.903	4%	-18.672
8	Swedish Open Cultural Heritage; Sweden	2.089.823	4%	363
9	Athena; Europe	1.945.228	4%	-38.815
10	Federacja Bibliotek Cyfrowych; Poland (was Elocal)	1.503.001	3%	0
11	LinkedHeritage; Europe	1.332.927	3%	0
12	Archives Portal Europe; Europe	1.325.828	3%	0
13	CultureGrid; United Kingdom (was Elocal)	1.297.065	3%	0
14	LoCloud; Europe	1.303.814	3%	36.318
15	Deutsche Digitale Bibliothek	977.630	2%	0
16	Other	10.570.283	22%	323.233
	<b>Total</b>	<b>48.838.150</b>	<b>100%</b>	<b>472.770</b>




**Figure 2.** Europeana Content by Data Provider Top 15.

## Content in Europeana by Copyright Status

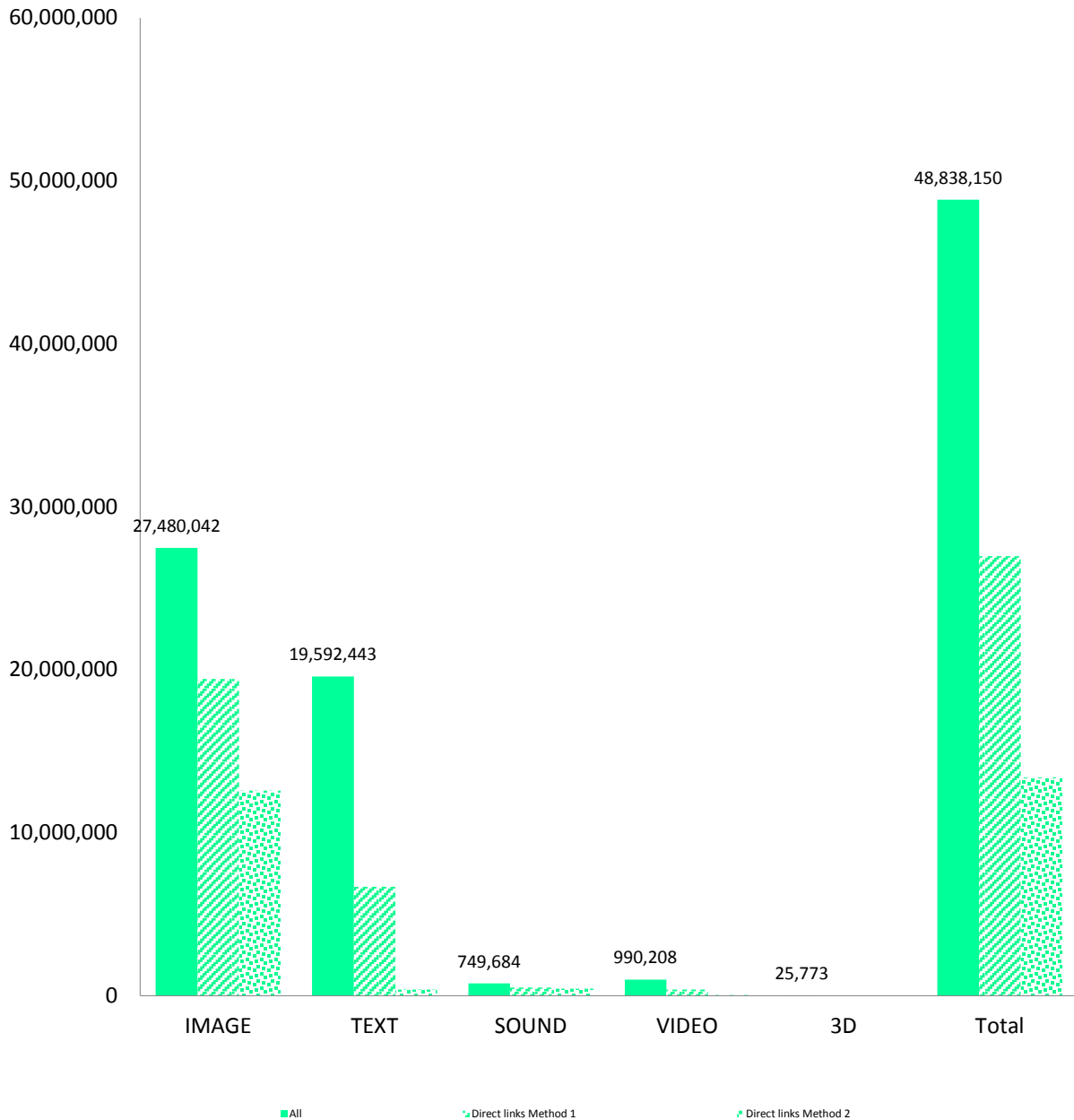


**Figure 3.** Europeana Content by Copyright Status.

	KPI end 2015	December 2015	January 2016	On track
Number of digital objects labelled under rights statements that allow re-use (PDM, CC0, Creative Commons, OOC-NC)	18.000.000	24.564.252	24.767.125	

Rights statement	Total January 2016	Percentage	Difference with December 2015 publication
<b>Open for re-use (with attribution)</b>			
Public Domain marked	10.697.648	22%	142.457
CC0	1.256.192	3%	-2.518
CC BY	1.634.554	3%	-69.915
CC BY-SA	3.104.666	6%	-10.028
<b>Subtotal</b>	<b>16.693.060</b>	<b>34%</b>	<b>59.996</b>
<b>Open for re-use with restrictions</b>			
Out of copyright - non commercial re-use	1.299.970	3%	37.085
CC BY-ND	84.614	0%	356
CC BY-NC	700.050	1%	5.712
CC BY-NC-SA	1.880.195	4%	25.254
CC BY-NC-ND	4.109.236	8%	74.311
<b>Subtotal</b>	<b>8.074.065</b>	<b>17%</b>	<b>142.718</b>
<b>Subtotal re-use</b>	<b>24.767.125</b>	<b>51%</b>	<b>202.714</b>
<b>No re-use</b>			
Free access - No re-use	19.817.443	41%	269.771
Paid Access - No re-use	1.652.919	3%	60.936
Unknown Copyright status	1.341.118	3%	-46.032
Rights Reserved - Restricted Access	1.249.112	3%	403.804
No copyright status	10.434	0%	1
<b>Subtotal</b>	<b>24.071.026</b>	<b>49%</b>	<b>688.480</b>
<b>Total</b>	<b>48.838.151</b>		<b>891.194</b>

## Content in Europeana by Type: focus on provision of direct links to the media files



**Figure 4.** Europeana Content by Type: focus on provision of direct links to the media files. See explanations in the text for the two calculations methods.


	KPI end 2015	Nov-Dec 2015	January 2016	On track
Downloadable digital objects with direct links	<b>13.000.000</b>	Between <b>13</b> and <b>26,5 million</b> depending on method of calculation	Between <b>13</b> and <b>26,9 million</b> depending on method of calculation	

	IMAGE	TEXT	SOUND	VIDEO	3D	Total
<b>All</b>	27.480.042	19.592.443	749.684	990.208	25.773	<b>48.838.150</b>
<b>Direct links (calculation method 1)</b>	19.425.101	6.670.021	492.481	369.057	18.764	<b>26.975.424</b>
	71%	34%	66%	37%	73%	<b>55%</b>
<b>Direct links (calculation method 2)</b>	12.572.505	369.995	418.586	31.811	1.862	<b>13.394.759</b>
	46%	2%	56%	3%	7%	<b>27%</b>

*N.B. methodology for calculation*

*Method 1:* the total amount of records considered as being provided with a direct link is the number of records for which a value was provided as `edm:isShownBy`, which is supposed to be a web view of the provided digital object. Please note that all links provided as `edm:isShownBy` are direct links to media files, so this method yields an overestimated number of direct links to media files.

*Method 2:* the total amount of records considered as being provided with a direct link is the number of records for which a value was provided as `edm:isShownBy` and for which the value provided as `edm:isShownBy` ends with a specified string representing the potential extension of the media file. For IMAGE type, the checked extensions are `jpg/jpeg/png`; for TEXT type, the checked extension is `pdf`; for SOUND type, the checked extensions are `flac/mp3`; for VIDEO type, the checked extension is `mp4`; for 3D type, the checked extension is `pdf`. Please note that not only links ending with these patterns are direct links, so this method yields an underestimated number of direct links to media files.

Both methods also don't take into account media files linked directly via `edm:object`.

The correct figures are considered to be lower than those obtained by method 1 and higher than those obtained by method 2. The current development of a media file checker will in the future enable us to give more precise and exact figures.

## Content in Europeana by Type: focus on reusable content and provision of direct links to the media files


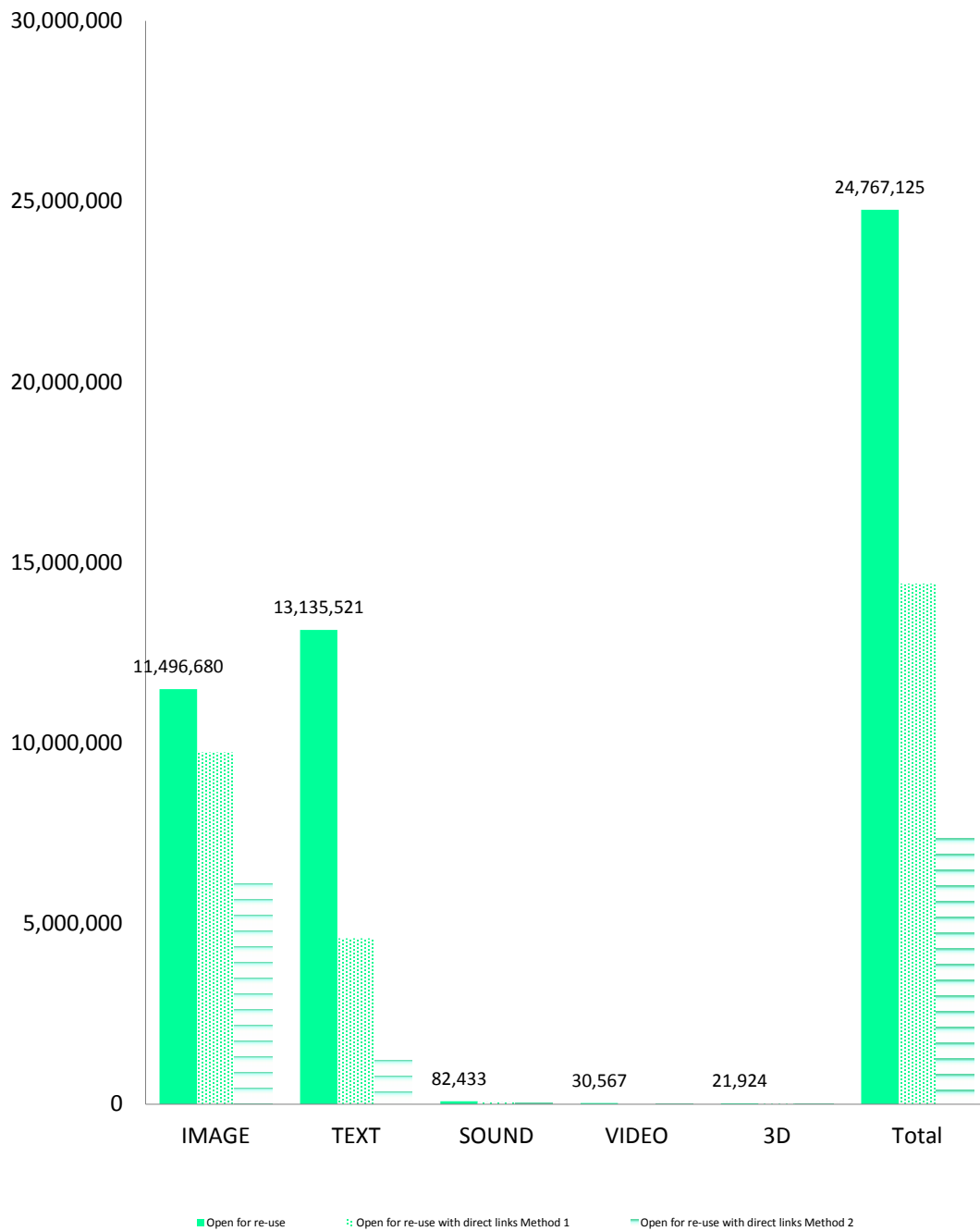
	KPI end 2015	December 2015	January 2016	On track
Number of digital objects labelled under rights statements that allow re-use (PDM, CC0, Creative Commons, OOC-NC)	18.000.000	24.564.252	24.767.125	

	IMAGE	TEXT	SOUND	VIDEO	3D	Total
<b>All</b>	27.480.042	19.592.443	749.684	990.208	25.773	<b>48.838.150</b>
<b>Open for re-use</b>	11.496.680	13.135.521	82.433	30.567	21.924	<b>24.767.125</b>
	42%	67%	11%	3%	85%	<b>51%</b>
<b>Direct links (calculation method 1)</b>	19.425.101	6.670.021	492.481	369.057	18.764	<b>26.975.424</b>
	71%	34%	66%	37%	73%	<b>55%</b>
<b>Direct links (calculation method 2)</b>	12.572.505	369.995	418.586	31.811	1.862	<b>13.394.759</b>
	46%	2%	56%	3%	7%	<b>27%</b>
<b>Open for re-use with direct links (calculation method 1)</b>	9.740.842	4.595.297	47.785	12.394	17.646	<b>14.413.964</b>
	35%	23%	6%	1%	68%	<b>30%</b>
<b>Open for re-use with direct links (calculation method 2)</b>	6.104.694	1.229.024	39.042	1.777	1.287	<b>7.375.824</b>
	22%	6%	5%	0%	5%	<b>15%</b>

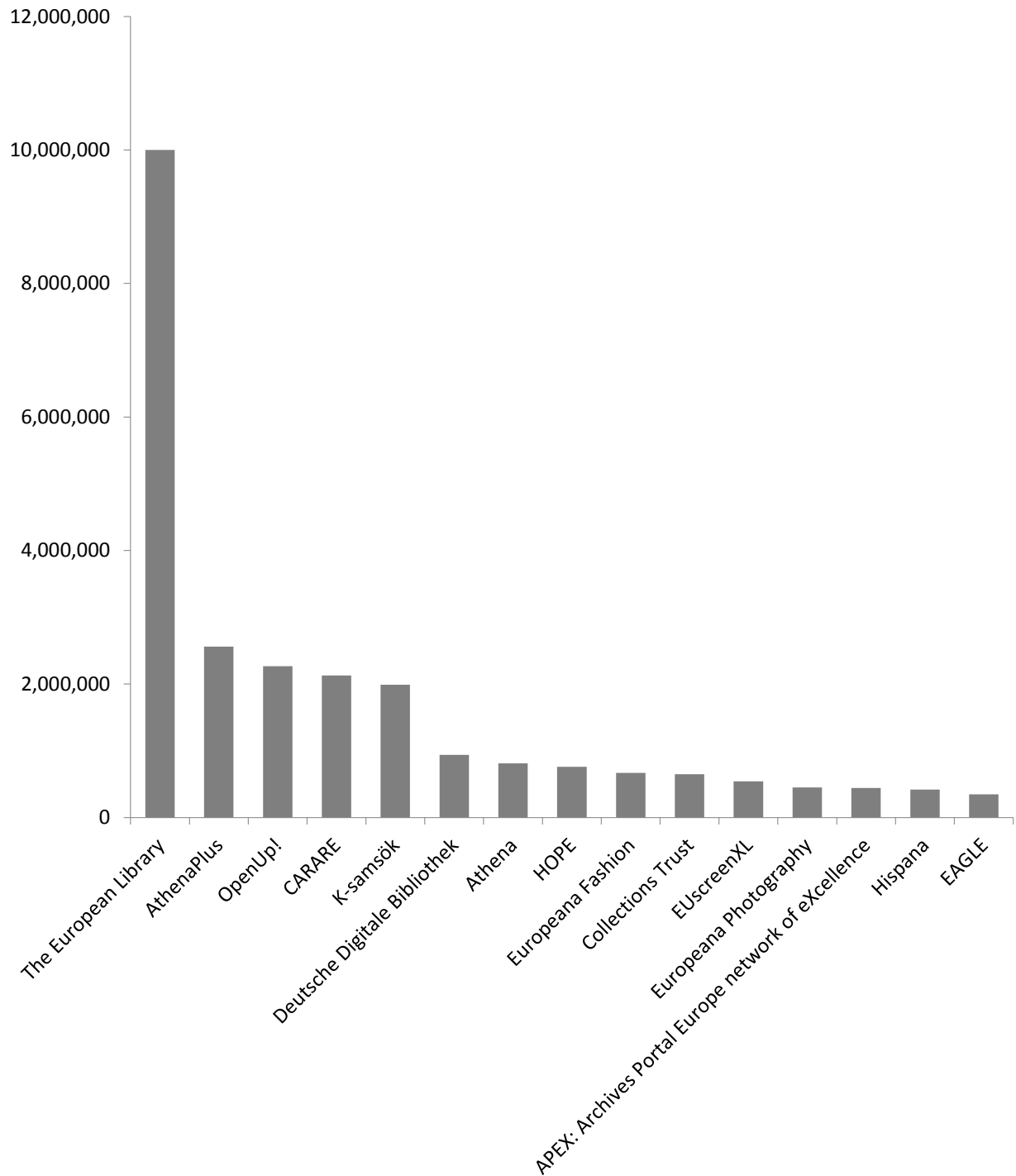


**Figure 5.** European Content by Type: focus on re-usable content and provision of direct links to the media files


*N.B. the methodology for calculation is the same as described in the previous section.*



## Data provided in EDM to Europeana by Data Provider




**Figure 6.** Data provided in EDM to Europeana by Data Provider Top 15.

	KPI end 2015	December 2015	January 2016	On track
Number of metadata records provided in EDM	25.000.000	30.146.471	30.615.626	

Data Provider	Amount of records provided in EDM
The European Library	10.431.555
AthenaPlus	3.485.439
OpenUp!	2.191.203
CARARE	2.109.340
K-samsök	2.089.823
LoCloud	1.316.505
Deutsche Digitale Bibliothek	977.630
Athena	895.529
EUscreenXL	869.898
APEX: Archives Portal Europe network of eXcellence	770.461
HOPE	759.323
Europeana Fashion	667.743
Collections Trust	648.158
National Digital Library (NDL)	586.285
Europeana Photography	451.178
Hispana	426.904
EAGLE	371.762
Europeana Inside	331.342
Europeana Sounds	214.971
Rijksmuseum	180.602
DM2E	135.745
European Collected Library of Artistic Performance / University of Florence	135.720
Ministry for Cultural Heritage and Activities (MiBAC CulturalItalia) / Ministero per i Beni e le Attività Culturala	89.747
Partage Plus	79.486
dLib.si Digital Library of Slovenia	62.283
European Commision, DG Communication, Audiovisual Services	55.714
Institut de Cultura de Barcelona	55.106
Erfgoedplus.be - Provincie Limburg	51.483
Hungarian National Digital Archives and Film Institute	40.964
Other	133.727
<b>Total</b>	<b>30.615.626</b>

## Geodata in Europeana by Data Provider TOP 30

	KPI end 2015	December 2015	January 2016	On track
Increase in number of digital objects with geo-location data	18.000.000	14.720.987	14.881.230	

Data Provider	All	Geodata	Percentage
Biblioteca Nazionale Centrale di Firenze	33	33	100%
cIMeC - Institutul de Memorie Culturală	8.112	8.112	100%
Europeana 280	14	14	100%
Muis -Museums Public Portal	22.324	22.324	100%
Thyssen-Bornemisza Museum	563	563	100%
3D ICONS	5.863	5.853	100%
Irish Manuscripts Commission	45.795	44.847	98%
Europeana 1989	6.782	6.498	96%
EuropeanaLocal Romania	6.840	6.440	94%
Institut de Cultura de Barcelona (ICUB)	55.106	51.785	94%
LoCloud	785	717	91%
CARARE	2.113.903	1.904.113	90%
Bulgariana	521	414	79%
EFG - The European Film Gateway	594.144	450.414	76%
EUScreen Project	40.182	29.901	74%
Hispana	2.414.994	1.635.217	68%
DIZI	7.731	4.994	65%
EAGLE	371.761	237.722	64%
ASSETS	128.875	81.305	63%
EuroPhoto	797.218	502.633	63%
Deutsche Digitale Bibliothek	977.630	601.283	62%
Регионална библиотека ПЕНЧО СЛАВЕЙКОВ - Варна / Public Library - Varna	46.332	28.411	61%
Médiathèque Valais - Martigny	13.022	7.905	61%
KAMRA	11.906	7.108	60%
Národní muzeum, National Museum, Czech Republic	3.126	1.802	58%
Europeana Food and Drink	1.839	1.055	57%
EuropeanaTravel	6.384	3.556	56%
Europeana development	9	5	56%
Rijksmuseum	180.602	99.964	55%
Fundação Calouste Gulbenkian - Portugal	3.413	1.888	55%
<b>Other</b>	40.972.341	9.134.354	22%
<b>Total</b>	<b>48.838.150</b>	<b>14.881.230</b>	<b>30%</b>